

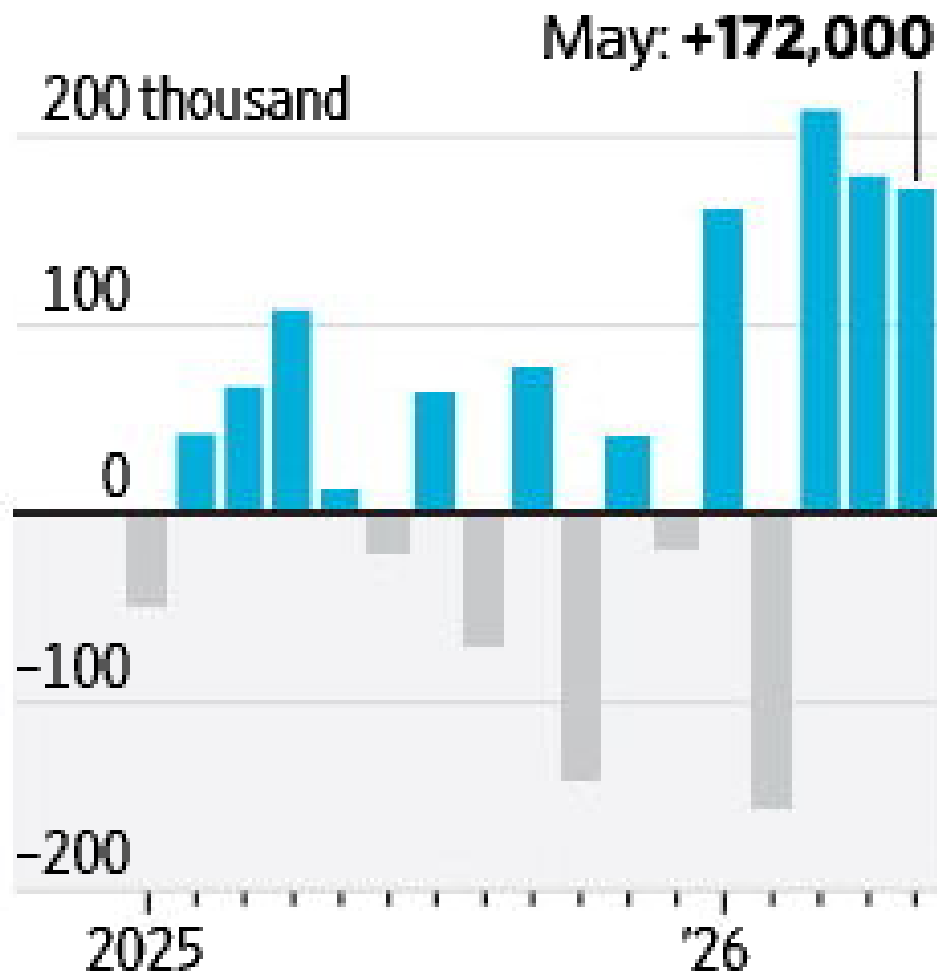
Talk Your Chart

EPISODE 79 | THE MARKET PULLBACK,
SOUTH KOREA'S RISE, AND THE AI TRADE



EVENSKY & KATZ / FOLDES
— WEALTH MANAGEMENT —

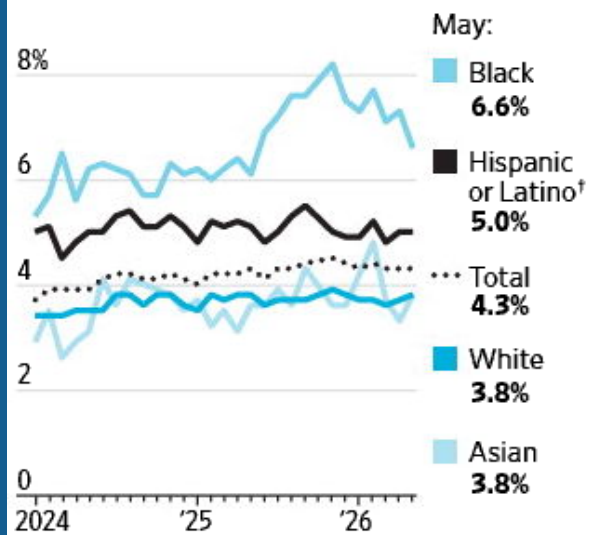
Nonfarm payrolls, change from previous month



Note: Seasonally adjusted

Source: Labor Department

Unemployment rate*



Average hourly earnings, change from a year earlier



People not in the labor force who want a job*



*No data available for Oct. 2025. †People whose ethnicity is identified as Hispanic or Latino may be of any race.

Note: Seasonally adjusted. April and May 2026 payrolls and earnings are preliminary.

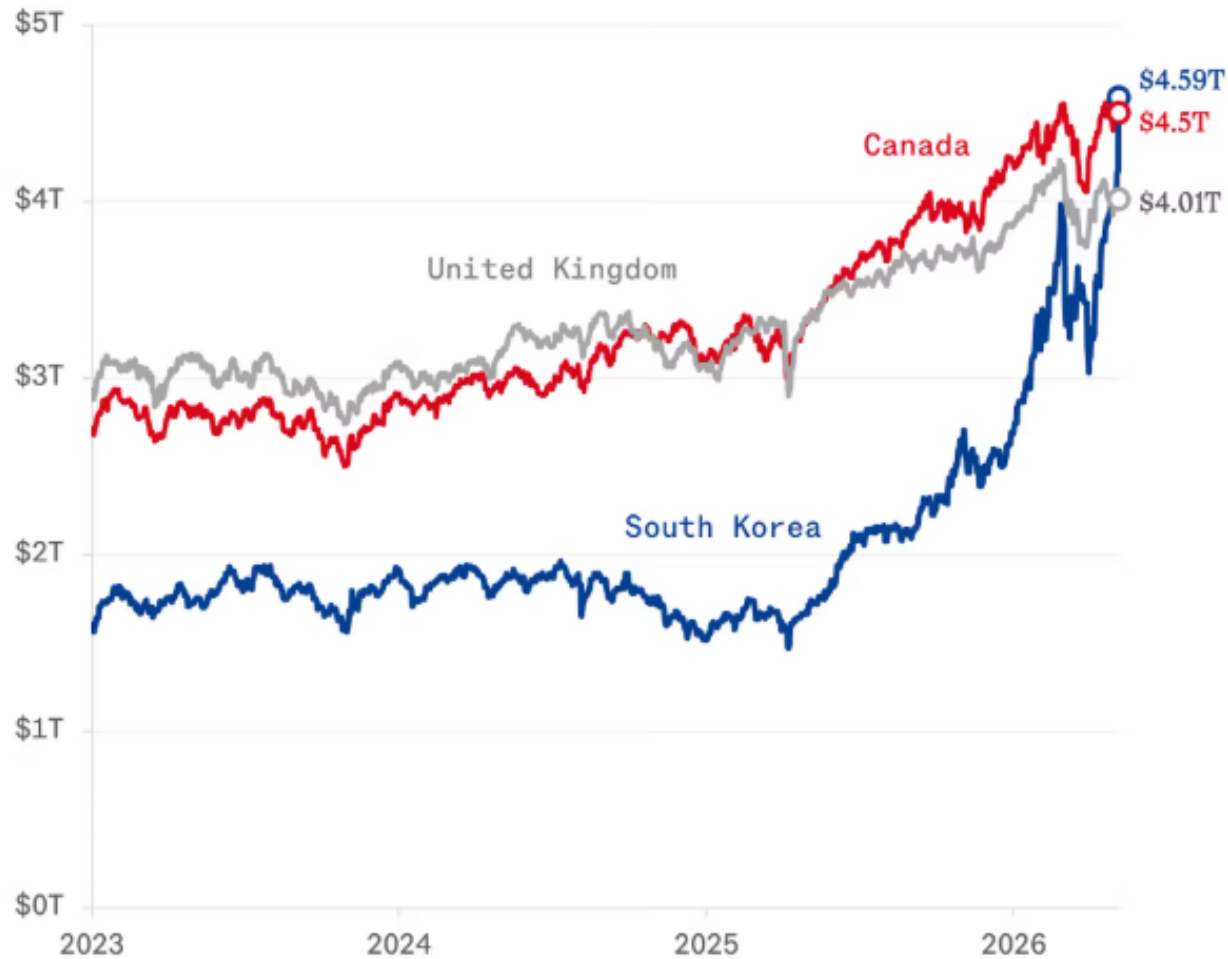
Source: Labor Department

10 Year Treasury Rate (1:10YTR) VAL 4.55%



South Korea Overtook Canada To Become The World's Seventh-Largest Stock Market

Market Capitalization by Country [\$ trillions]
















CHARTR

Sherwood News

Source: Data as of May 6, 2026

Public companies worth more than \$1 trillion, ranked by market cap

| | Company | Market Cap (\$T) | Country |
|----|--------------------|------------------|---|
| 1 | NVIDIA | \$5.17T |  |
| 2 | Alphabet | \$4.77T |  |
| 3 | Apple | \$4.27T |  |
| 4 | Microsoft | \$3.16T |  |
| 5 | Amazon | \$2.94T |  |
| 6 | TSMC | \$2.17T |  |
| 7 | Broadcom | \$2.00T |  |
| 8 | Saudi Aramco | \$1.75T |  |
| 9 | Meta | \$1.58T |  |
| 10 | Tesla | \$1.54T |  |
| 11 | Samsung | \$1.23T |  |
| 12 | Walmart | \$1.04T |  |
| 13 | Berkshire Hathaway | \$1.02T |  |

Data as of May 7, 2026

Source: companiesmarketcap.com

Sherwood



EVENSKY & KATZ / FOLDES
— WEALTH MANAGEMENT —